



GARWARE
TECHNICAL FIBRES

GTFL:SEC:2022

May 05, 2022

BSE Limited

Corporate Relationship Department,
New Trading Ring,
Rotunda Building, P. J. Towers,
Dalal Street, Fort,
Mumbai 400001.

(Company code: 509557)

National Stock Exchange of India Ltd.

Exchange Plaza, Plot No. C/1, 'G' Block,
Bandra-Kurla Complex,
Bandra East,
Mumbai 400051.

(Symbol: GARFIBRES, Series: EQ)

Dear Sirs,

Sub: Outcome of Board Meeting held on 05th May, 2022 including the Audited Standalone & Consolidated Financial Results for the quarter & year ended 31st March, 2022

We refer to our letter dated 29th April, 2022 and inform that the Audited Standalone & Consolidated Financial Results for the quarter & year ended 31st March, 2022 were taken on record and approved by the Board of Directors of the Company at its meeting held today i.e. Thursday, 05th May, 2022.

We refer to the Regulations 30 and 33 of Securities and Exchange Board of India (Listing Obligation and Disclosure Requirements) Regulations, 2015 and accordingly enclosed herewith:

- The Audited Standalone & Consolidated Financial Results for the quarter & year ended 31st March, 2022.
- Independent Auditors' Report on the Audited Standalone & Consolidated Financial Results for the quarter & year ended 31st March, 2022.
- Declaration pursuant to SEBI Circular No. CIR/CFD/CMD/56/2016 dated May 27, 2016 and Regulation 33(3)(d) of SEBI (Listing Obligation and Disclosure Requirement) Regulations.

The Board of Directors of the Company has recommended a Dividend of Rs. 7.00/- per share (70%) on 2,06,18,169 (Two Crores Six Lakhs Eighteen Thousand One Hundred Sixty Nine) Equity Shares of Rs. 10/- each, for the financial year 2021-22, for approval by the Members of the Company at ensuing Annual General Meeting. The total dividend for the year (subject to approval by the Shareholders of the Company at ensuing Annual General Meeting) would be Rs. 14,43,27,183/- (Rupees Fourteen Crores Forty Three Lakhs Twenty Seven Thousand One Hundred Eighty Three only). The Dividend will be paid within 30 days from the date it is approved by the Members at ensuing Annual General Meeting of the Company.



...2

Registered Office

Garware Technical Fibres Ltd. (Formerly Garware - Wall Ropes Ltd.): Plot No. 11, Block D-1, M.I.D.C., Chinchwad, Pune 411 019, India.
T +91 20 3078 0000/0306 E pune_admin@garwarefibres.com www.garwarefibres.com CIN: L25209MH1976PLC018939



GARWARE
TECHNICAL FIBRES

-2-

We wish to inform that based on the recommendation of Audit Committee of the Board, the Board of Directors of the Company at its meeting held today, has considered and approved the re-appointment of M/s. Mehta Chokshi & Shah LLP, Chartered Accountants, Mumbai (Firm Registration no. 106201W/W100598) as Statutory Auditors of the Company, to hold the office for a second term of five (5) consecutive years, from the conclusion of 45th Annual General Meeting till the conclusion of 50th Annual General Meeting of the Company, at such remuneration, as may be mutually agreed between the Board of Directors of the Company and the Statutory Auditors plus taxes as applicable and reimbursement of actual out-of-pocket expenses, subject to approval of Members at the ensuing Annual General Meeting..

The details as required under Regulation 30 of SEBI (Listing Obligations and Disclosure Requirements) Regulations, 2015 and SEBI Circular CIR/CFD/CMD/4/2015 dated 9th September, 2015 are enclosed herewith as Annexure A.

We wish to further inform that the Board of Directors of the Company at its meeting held today, has resolved to enter into Supplemental Working Capital Consortium documents with reconstituted Bank of India Consortium consisting of Bank of India (BOI), Bank of Baroda (BOB), HDFC Bank Ltd. (HDFC), ICICI Bank Ltd. (ICICI) (IDBI Bank Ltd. being replaced by ICICI), Citi Bank N. A. (CITI), HSBC Bank Limited (HSBC) and DBS Bank Ltd. (DBS) in modification of existing Working Capital Consortium documents for its working capital borrowing requirement aggregating to Rs. 23,500 lakhs.

The Board Meeting was commenced at 11.00 a.m. and concluded at 03.30 p.m.

Trading Window will be re-opened after 48 hours of the conclusion of Board Meeting.

Kindly acknowledge.

Thanking you,

Yours faithfully,

For **GARWARE TECHNICAL FIBRES LIMITED**


Sunil Agarwal
Company Secretary
M. No. FCS6407





Annexure A

Details under Regulation 30 of SEBI (Listing Obligations and Disclosure Requirements) Regulations, 2015 and SEBI Circular CIR/CFD/CMD/4/2015 dated 9th September, 2015.

M/s. Mehta Chokshi & Shah LLP, Chartered Accountants

| | |
|---|--|
| Reason for change viz. appointment, resignation, removal or otherwise | Re-appointment as Statutory Auditors of the Company |
| Date of Appointment / cessation & term of appointment | For a second term of five (5) consecutive years, from the conclusion of 45 th Annual General Meeting till the conclusion of 50 th Annual General Meeting of the Company. |
| Brief Profile | M/s. Mehta Chokshi & Shah LLP, Chartered Accountants, is more than five (5) decades old firm with nine (9) partners and is a single window professional outfit rendering an integrated range of advisory and compliance services that one expects from a professional advisory organization and is a member of the Institute of Chartered Accountants of India. It is a multi-disciplinary firm specializing in Assurance, Direct Tax, Indirect Tax and Company Law. It is also specialized in IndAS and IFC implementation, Business Advisory and GST Advisory. |





GARWARE
TECHNICAL FIBRES

Garware Technical Fibres Limited

Regd. Office: Plot No. 11, Block D-1, M.I.D.C., Chinchwad, Pune - 411 019.

Website: www.garwarefibres.com, CIN No. L25209MH1976PLC018939

Tel.: (020) 2799 0000, E-mail: secretarial@garwarefibres.com

STATEMENT OF AUDITED STANDALONE FINANCIAL RESULTS FOR THE QUARTER AND YEAR ENDED ON 31ST MARCH, 2022

(Rs. in Lakhs)

| Sr. No. | Particulars | Standalone Quarter ended | | | Standalone year Ended | |
|---------------|---|--------------------------|---------------------------|-------------------------|-------------------------|-------------------------|
| | | 31/03/2022 (Audited) | 31/12/2021 (Unaudited) | 31/03/2021 (Audited) | 31/03/2022 (Audited) | 31/03/2021 (Audited) |
| PART I | | | | | | |
| I. | Revenue from Operations | 36,179.70 | 30,224.78 | 30,509.64 | 1,17,605.46 | 1,01,726.21 |
| II. | Other Income | 480.19 | 479.76 | 567.61 | 2,547.03 | 3,453.51 |
| III. | Total income (I + II) | 36,659.89 | 30,704.55 | 31,077.25 | 1,20,152.49 | 1,05,179.72 |
| IV. | Expenses | | | | | |
| | a. Cost of materials consumed | 7,529.35 | 8,631.79 | 7,825.16 | 33,755.23 | 24,586.82 |
| | b. Purchase of stock-in-trade | 758.49 | 431.58 | 1,034.07 | 3,066.47 | 3,036.21 |
| | c. Changes in inventories of finished goods, work in progress and stock-in-trade | 3,150.94 | 458.30 | 1,201.09 | (1,247.61) | 2,022.49 |
| | d. Employee benefits expense | 3,404.40 | 3,996.73 | 3,484.22 | 14,765.15 | 14,988.39 |
| | e. Finance Costs | 145.59 | 401.86 | 232.35 | 1,045.00 | 996.97 |
| | f. Depreciation and amortisation expense | 534.98 | 541.53 | 534.19 | 2,140.75 | 2,063.99 |
| | g. Other expenses | - | - | - | - | - |
| | i) Processing and Testing Charges | 3,136.27 | 2,832.89 | 2,778.39 | 10,963.95 | 9,592.17 |
| | ii) Others | 10,545.80 | 8,742.54 | 7,752.07 | 34,662.81 | 27,625.25 |
| | Total Expenses | 29,205.82 | 26,037.22 | 24,841.53 | 99,151.75 | 84,912.28 |
| V. | Profit before exceptional Items and tax (III-IV) | 7,454.07 | 4,667.33 | 6,235.72 | 21,000.74 | 20,267.44 |
| VI. | Exceptional Items | - | - | - | - | - |
| VII. | Profit before tax (V-VI) | 7,454.07 | 4,667.33 | 6,235.72 | 21,000.74 | 20,267.44 |
| VIII. | Tax Expenses | | | | | |
| | (1) Current Tax | 1,777.41 | 1,215.04 | 1,369.27 | 5,156.41 | 4,470.53 |
| | (2) Deferred Tax | (38.62) | (35.59) | 97.04 | (228.73) | 333.93 |
| IX. | Profit for the period from Continuing Operation (VII-VIII) | 5,715.28 | 3,487.88 | 4,769.41 | 16,073.06 | 15,462.98 |
| X. | Profit/(loss) from discontinued operations | - | - | - | - | - |
| XI. | Tax expense of discontinued operations | - | - | - | - | - |
| XII. | Profit/(loss) from Discontinued operations (after tax) (X-XI) | - | - | - | - | - |
| XIII. | Profit for the period (IX+XII) | 5,715.28 | 3,487.88 | 4,769.41 | 16,073.06 | 15,462.98 |
| XIV. | Other Comprehensive Income | | | | | |
| | a. Items that will be reclassified to profit / (loss) | - | - | - | - | - |
| | b. Items that will not be reclassified to profit / (loss) | (144.18) | (213.16) | 415.21 | (69.16) | 738.19 |
| | Other Comprehensive Income (Net of Taxes) | (144.18) | (213.16) | 415.21 | (69.16) | 738.19 |
| XV. | Total Comprehensive Income | 5,571.11 | 3,274.72 | 5,184.62 | 16,003.90 | 16,201.17 |
| XVI. | Paid-up Equity Share Capital (Face value Rs. 10/- each) | 2,061.82 | 2,061.82 | 2,061.82 | 2,061.82 | 2,061.82 |
| XVII. | Other Equity | | | | 97,562.31 | 82,073.97 |
| XVIII. | Earnings Per Share of Rs. 10/- each (EPS) (for continuing and discontinuing operations) (Rs.) | | | | | |
| | a) Basic EPS | 27.72 | 16.92 | 22.48 | 77.96 | 72.87 |
| | b) Diluted EPS | 27.72 | 16.92 | 22.48 | 77.96 | 72.87 |





GARWARE
TECHNICAL FIBRES

Garware Technical Fibres Limited

Regd. Office: Plot No. 11, Block D-1, M.I.D.C., Chinchwad, Pune - 411 019.

Website: www.garwarefibres.com, CIN No. L25209MH1976PLC018939

Tel.: (020) 2799 0000, E-mail: secretarial@garwarefibres.com

STATEMENT OF AUDITED STANDALONE FINANCIAL RESULTS FOR THE QUARTER AND YEAR ENDED ON 31ST MARCH, 2022

(Rs. in Lakhs)

| Sr. No. | Particulars | Standalone Quarter ended | | | Standalone year Ended | |
|---------|---|--------------------------|---------------------------|-------------------------|-------------------------|-------------------------|
| | | 31/03/2022 (Audited) | 31/12/2021 (Unaudited) | 31/03/2021 (Audited) | 31/03/2022 (Audited) | 31/03/2021 (Audited) |
| 1. | Segment Revenue | | | | | |
| | a) Synthetic cordage | 31,585.79 | 27,134.21 | 25,290.14 | 1,01,697.68 | 86,253.29 |
| | b) Fibre and Industrial Products & Projects | 5,234.53 | 3,777.53 | 5,996.23 | 18,420.07 | 17,276.94 |
| | Total | 36,820.32 | 30,911.74 | 31,286.38 | 1,20,117.75 | 1,03,530.23 |
| | Less: Inter-Segment Revenue | (640.62) | (686.96) | (776.73) | (2,512.29) | (1,804.02) |
| | Net Sales/Income from Operations | 36,179.70 | 30,224.78 | 30,509.64 | 1,17,605.46 | 1,01,726.21 |
| 2. | Segment Results (Profit (+) before tax and interest from each segment) | | | | | |
| | a) Synthetic cordage | 7,891.57 | 4,784.86 | 5,811.21 | 21,079.53 | 18,552.54 |
| | b) Fibre and Industrial Products & Projects | 622.50 | 325.83 | 988.32 | 2,212.56 | 2,564.19 |
| | Total | 8,514.07 | 5,110.69 | 6,799.53 | 23,292.09 | 21,116.74 |
| | Less: | | | | | |
| | i) Interest | (145.60) | (401.86) | (232.35) | (1,045.00) | (996.97) |
| | ii) Other unallocable expenditure net off Unallocable Income | (914.40) | (41.50) | (331.46) | (1,246.35) | 147.68 |
| | Total Profit Before Tax | 7,454.07 | 4,667.33 | 6,235.72 | 21,000.74 | 20,267.44 |
| 3. | Segment Assets | | | | | |
| | a) Synthetic cordage | 60,582.46 | 58,592.84 | 56,149.00 | 60,582.46 | 56,149.00 |
| | b) Fibre and Industrial Products & Projects | 10,637.58 | 10,930.23 | 10,009.59 | 10,637.58 | 10,009.59 |
| | C) Unallocable | 71,780.82 | 70,523.50 | 66,135.99 | 71,780.82 | 66,135.99 |
| | Total | 1,43,000.86 | 1,40,046.57 | 1,32,294.58 | 1,43,000.86 | 1,32,294.58 |
| 4. | Segment Liabilities | | | | | |
| | a) Synthetic cordage | 26,475.63 | 24,080.97 | 31,003.21 | 26,475.63 | 31,003.21 |
| | b) Fibre and Industrial Products & Projects | 5,375.57 | 4,617.71 | 3,751.24 | 5,375.57 | 3,751.24 |
| | C) Unallocable | 11,525.53 | 17,294.86 | 13,404.35 | 11,525.53 | 13,404.35 |
| | Total | 43,376.73 | 45,993.53 | 48,158.79 | 43,376.73 | 48,158.79 |
| 5. | Capital Employed (Segment Assets - Segment Liabilities) | | | | | |
| | a) Synthetic cordage | 34,106.83 | 34,511.87 | 25,145.79 | 34,106.83 | 25,145.79 |
| | b) Fibre and Industrial Products & Projects | 5,262.01 | 6,312.52 | 6,258.36 | 5,262.01 | 6,258.36 |
| | C) Unallocable & Corporate | 60,255.29 | 53,228.64 | 52,731.64 | 60,255.29 | 52,731.64 |
| | Total | 99,624.13 | 94,053.04 | 84,135.79 | 99,624.13 | 84,135.79 |





GARWARE
TECHNICAL FIBRES

Garware Technical Fibres Limited

Regd. Office: Plot No. 11, Block D-1, M.I.D.C., Chinchwad, Pune - 411 019.

Website: www.garwarefibres.com, CIN No. L25209MH1976PLC018939

Tel.: (020) 2799 0000, E-mail: secretarial@garwarefibres.com

STATEMENT OF AUDITED CONSOLIDATED FINANCIAL RESULTS FOR THE QUARTER AND YEAR ENDED ON 31ST MARCH, 2022

(Rs. in Lakhs)

| Sr. No. | Particulars | Consolidated Quarter ended | | | Consolidated year Ended | |
|---------------|---|----------------------------|---------------------------|-------------------------|-------------------------|-------------------------|
| | | 31/03/2022 (Audited) | 31/12/2021 (Unaudited) | 31/03/2021 (Audited) | 31/03/2022 (Audited) | 31/03/2021 (Audited) |
| PART I | | | | | | |
| I. | Revenue from Operations | 35,631.10 | 30,813.06 | 33,542.16 | 1,18,939.87 | 1,03,456.98 |
| II. | Other Income | 481.67 | 481.45 | 568.71 | 2,554.00 | 3,467.24 |
| III. | Total income (I + II) | 36,112.77 | 31,294.51 | 34,110.86 | 1,21,493.87 | 1,06,924.22 |
| IV. | Expenses | | | | | |
| | a. Cost of materials consumed | 7,776.74 | 8,982.41 | 8,662.39 | 34,781.56 | 25,395.87 |
| | b. Purchase of stock-in-trade | 787.55 | 483.70 | 1,049.40 | 3,147.65 | 3,051.54 |
| | c. Changes in inventories of finished goods, work in progress and stock-in-trade | 2,193.48 | (84.94) | 2,278.48 | (2,983.23) | 1,162.22 |
| | d. Employee benefits expense | 3,544.40 | 3,979.12 | 3,570.68 | 14,981.95 | 15,273.55 |
| | e. Finance Costs | 146.99 | 407.32 | 247.51 | 1,057.31 | 1,032.01 |
| | f. Depreciation and amortisation expense | 536.30 | 542.94 | 534.80 | 2,145.98 | 2,064.59 |
| | g. Other expenses | - | - | - | - | - |
| | i) Processing and Testing Charges | 3,136.27 | 2,832.90 | 2,733.43 | 10,963.95 | 9,592.83 |
| | ii) Others | 10,855.15 | 9,061.22 | 8,152.91 | 35,757.39 | 28,544.77 |
| | Total Expenses | 28,976.88 | 26,204.66 | 27,229.60 | 99,852.56 | 86,117.38 |
| V. | Profit before exceptional Items and tax (III-IV) | 7,135.89 | 5,089.85 | 6,881.26 | 21,641.31 | 20,806.84 |
| VI. | Exceptional Items | - | - | - | - | - |
| VII. | Profit before tax (V-VI) | 7,135.89 | 5,089.85 | 6,881.26 | 21,641.31 | 20,806.84 |
| VIII. | Tax Expenses | | | | | |
| | (1) Current Tax | 1,785.13 | 1,318.95 | 1,462.31 | 5,390.72 | 4,633.18 |
| | (2) Deferred Tax | (38.31) | (35.35) | 97.04 | (227.47) | 333.93 |
| IX. | Profit for the period from Continuing Operation (VII-VIII) | 5,389.07 | 3,806.25 | 5,321.91 | 16,478.06 | 15,839.73 |
| X. | Profit/(loss) from discontinued operations | - | - | - | - | - |
| XI. | Tax expense of discontinued operations | - | - | - | - | - |
| XII. | Profit/(loss) from Discontinued operations (after tax) (X-XI) | - | - | - | - | - |
| XIII. | Profit for the period (IX+XII) | 5,389.07 | 3,806.25 | 5,321.91 | 16,478.06 | 15,839.73 |
| XIV. | Share of Profit / (loss) of Associates | 0.10 | (0.03) | (0.03) | 0.03 | (0.10) |
| XV. | Profit for the period after tax and Share of profit / (loss) of Associates | 5,389.17 | 3,806.22 | 5,321.88 | 16,478.09 | 15,839.63 |
| XVI. | Other Comprehensive Income | | | | | |
| | a. Items that will be reclassified to profit / (loss) | - | - | - | - | - |
| | b. Items that will not be reclassified to profit / (loss) | (144.18) | (213.16) | 415.21 | (69.16) | 738.19 |
| | Other Comprehensive Income (Net of Taxes) | (144.18) | (213.16) | 415.21 | (69.16) | 738.19 |
| XVII. | Total Comprehensive Income | 5,244.99 | 3,593.06 | 5,737.09 | 16,408.93 | 16,577.82 |
| XVIII. | Total Comprehensive Income above attributable to: | | | | | |
| | a. Owners of the Parent | 5,389.07 | 3,806.25 | 5,321.91 | 16,478.06 | 15,839.73 |
| | b. Non-controlling interest | 0.10 | (0.03) | (0.03) | 0.03 | (0.10) |
| XIX. | Of the total comprehensive Income above, Profit / (loss) for the year attributable to: | | | | | |
| | a. Owners of the Parent | (144.18) | (213.16) | 415.21 | (69.16) | 738.19 |
| | b. Non-controlling interest | - | - | - | - | - |





GARWARE
TECHNICAL FIBRES

Garware Technical Fibres Limited

Regd. Office: Plot No. 11, Block D-1, M.I.D.C., Chinchwad, Pune - 411 019.


Website: www.garwarefibres.com, CIN No. L25209MH1976PLC018939

Tel.: (020) 2799 0000, E-mail: secretarial@garwarefibres.com

STATEMENT OF AUDITED CONSOLIDATED FINANCIAL RESULTS FOR THE QUARTER AND YEAR ENDED ON 31ST MARCH, 2022

(Rs. in Lakhs)

| Sr. No. | Particulars | Consolidated Quarter ended | | | Consolidated year Ended | |
|---------------|--|----------------------------|---------------------------|-------------------------|-------------------------|-------------------------|
| | | 31/03/2022 (Audited) | 31/12/2021 (Unaudited) | 31/03/2021 (Audited) | 31/03/2022 (Audited) | 31/03/2021 (Audited) |
| XX. | Of the total comprehensive income above, other comprehensive income for the year attributable to: | | | | | |
| a. | Owners of the Parent | 5,244.89 | 3,593.09 | 5,737.11 | 16,408.90 | 16,577.92 |
| b. | Non-controlling interest | 0.10 | (0.03) | (0.03) | 0.03 | (0.10) |
| XXI. | Paid-up Equity Share Capital (Face value Rs. 10/- each) | 2,061.82 | 2,061.82 | 2,061.82 | 2,061.82 | 2,061.82 |
| XXII. | Other Equity | - | - | - | 94,996.71 | 79,048.88 |
| XXIII. | Earnings Per Share of Rs. 10/- each (EPS) (for continuing and discontinuing operations) (Rs.) | | | | | |
| a) | Basic EPS | 26.14 | 17.81 | 25.08 | 79.92 | 74.64 |
| b) | Diluted EPS | 26.14 | 17.81 | 25.08 | 79.92 | 74.64 |
| 1. | Segment Revenue | | | | | |
| a) | Synthetic cordage | 31,037.19 | 27,722.49 | 28,184.82 | 1,03,032.09 | 87,846.21 |
| b) | Fibre and Industrial Products & Projects | 5,234.53 | 3,777.54 | 6,134.07 | 18,420.07 | 17,414.78 |
| | Total | 36,271.72 | 31,500.02 | 34,318.89 | 1,21,452.16 | 1,05,261.00 |
| | Less: Inter-Segment Revenue | (640.62) | (686.96) | (776.73) | (2,512.29) | (1,804.02) |
| | Net Sales/Income from Operations | 35,631.10 | 30,813.06 | 33,542.15 | 1,18,939.87 | 1,03,456.98 |
| 2. | Segment Results (Profit (+) before tax and interest from each segment) | | | | | |
| a) | Synthetic cordage | 7,120.81 | 5,579.05 | 6,425.91 | 21,356.12 | 18,895.17 |
| b) | Fibre and Industrial Products & Projects | 622.50 | 325.83 | 1,008.78 | 2,212.56 | 2,584.65 |
| | Total | 7,743.31 | 5,904.88 | 7,434.68 | 23,568.68 | 21,479.82 |
| | Less: | | | | | |
| i) | Interest | (146.99) | (407.32) | (247.51) | (1,057.31) | (1,032.01) |
| ii) | Other unallocable expenditure net off Unallocable Income | (460.43) | (407.71) | (305.92) | (870.06) | 359.03 |
| | Total Profit Before Tax | 7,135.89 | 5,089.85 | 6,881.26 | 21,641.31 | 20,806.84 |
| 3. | Segment Assets | | | | | |
| a) | Synthetic cordage | 63,388.93 | 62,389.16 | 60,640.61 | 63,388.93 | 60,640.61 |
| b) | Fibre and Industrial Products & Projects | 10,760.27 | 10,930.23 | 9,503.22 | 10,760.27 | 9,503.22 |
| c) | Unallocable | 67,358.69 | 66,219.98 | 61,743.94 | 67,358.69 | 61,743.94 |
| | Total | 1,41,507.88 | 1,39,539.37 | 1,31,887.78 | 1,41,507.88 | 1,31,887.78 |
| 4. | Segment Liabilities | | | | | |
| a) | Synthetic cordage | 27,370.89 | 25,561.47 | 33,044.54 | 27,370.89 | 33,044.54 |
| b) | Fibre and Industrial Products & Projects | 5,375.57 | 4,617.71 | 3,751.24 | 5,375.57 | 3,751.24 |
| c) | Unallocable | 11,702.90 | 17,581.75 | 13,981.30 | 11,702.90 | 13,981.30 |
| | Total | 44,449.36 | 47,760.93 | 50,777.08 | 44,449.36 | 50,777.08 |
| 5. | Capital Employed (Segment Assets - Segment Liabilities) | | | | | |
| a) | Synthetic cordage | 36,018.04 | 36,827.68 | 27,596.08 | 36,018.04 | 27,596.08 |
| b) | Fibre and Industrial Products & Projects | 5,384.69 | 6,312.52 | 5,751.99 | 5,384.69 | 5,751.99 |
| c) | Unallocable & Corporate | 55,655.79 | 48,638.23 | 47,762.64 | 55,655.79 | 47,762.64 |
| | Total | 97,058.52 | 91,778.43 | 81,110.70 | 97,058.52 | 81,110.70 |





GARWARE
TECHNICAL FIBRES

Garware Technical Fibres Limited

Regd. Office: Plot No. 11, Block D-1, M.I.D.C., Chinchwad, Pune - 411 019.
Website: www.garwarefibres.com, CIN No. L25209MH1976PLC018939
Tel.: (020) 2799 0000, E-mail: secretarial@garwarefibres.com

Notes:

- The Audited Standalone Financial Results of Garware Technical Fibres Limited ("the Company") as well as Consolidated Financial Results of the Company and its Subsidiaries and its associate for the quarter and year ended 31st March, 2022 ("the Financial Statements"), were reviewed by the Audit Committee and have been taken on record and approved by the Board of Directors at its meeting held on Thursday, 5th May, 2022. The Statutory Auditors of the Company has expressed an unmodified opinion on the Financial Statements.
- These results have been prepared in accordance with the Companies (Indian Accounting Standards) Rules, 2015 (Ind-AS) prescribed under Section 133 of the Companies Act, 2013 and other recognized practices and policies to the extent applicable.

3. Statement of Assets and Liabilities

(Rs. in Lakhs)

| Sr. No. | Particulars | Standalone As at | | Consolidated As at | |
|----------|---|-------------------------|-------------------------|-------------------------|-------------------------|
| | | 31/03/2022 (Audited) | 31/03/2021 (Audited) | 31/03/2022 (Audited) | 31/03/2021 (Audited) |
| I | ASSETS | | | | |
| | NON CURRENT ASSETS | | | | |
| | (a) Property, Plant and Equipment | 23,567.24 | 24,219.48 | 23,582.27 | 24,236.31 |
| | (b) Capital Work-in-Progress | - | - | - | - |
| | (c) Other Intangible Assets | 414.75 | 469.74 | 419.92 | 476.31 |
| | (d) Financial Assets | | | | |
| | i) Investments in subsidiaries, associates and joint ventures | 4,830.61 | 4,829.61 | 1.00 | - |
| | ii) Other Investments | 34,100.24 | 22,686.67 | 34,218.29 | 22,799.73 |
| | iii) Trade receivables | 163.09 | 199.81 | 163.09 | 199.81 |
| | iv) Loans | 331.66 | 331.43 | 331.66 | 331.43 |
| | v) Other non-current financial assets | 631.40 | 590.43 | 668.57 | 590.43 |
| | (e) Other Non-Current Assets | 739.62 | 737.48 | 739.62 | 737.48 |
| | Total - Non-Current Assets | 64,778.61 | 54,064.65 | 60,124.42 | 49,371.50 |
| | CURRENT ASSETS | | | | |
| | (a) Inventories | 19,324.86 | 17,708.10 | 22,393.43 | 19,041.83 |
| | (b) Financial Assets | | | | |
| | i) Investments | 17,856.21 | 23,893.70 | 17,856.21 | 23,893.70 |
| | ii) Trade receivables | 25,997.38 | 21,587.91 | 25,793.97 | 24,177.55 |
| | iii) Cash and cash equivalents | 3,730.69 | 292.21 | 3,905.74 | 531.93 |
| | iv) Other bank balances | 141.56 | 5,172.58 | 141.56 | 5,207.96 |
| | v) Loans | 194.04 | 20.63 | 194.04 | 20.63 |
| | vi) Other financial assets | 408.27 | 1,176.33 | 408.27 | 1,176.33 |
| | vii) Current Tax Asset | 10.76 | 298.12 | 104.94 | 324.11 |
| | (c) Other Current Assets | 10,558.49 | 8,080.35 | 10,585.30 | 8,142.24 |
| | Total - Current Assets | 78,222.26 | 78,229.93 | 81,383.46 | 82,516.28 |
| | TOTAL - ASSETS | 1,43,000.87 | 1,32,294.57 | 1,41,507.88 | 1,31,887.78 |






GARWARE
TECHNICAL FIBRES

Garware Technical Fibres Limited

Regd. Office: Plot No. 11, Block D-1, M.I.D.C., Chinchwad, Pune - 411 019.
Website: www.garwarefibres.com, CIN No. L25209MH1976PLC018939
Tel.: (020) 2799 0000, E-mail: secretarial@garwarefibres.com

| 3. Statement of Assets and Liabilities (Rs. in Lakhs) | | | | | |
|---|--------------------------------------|-------------------------|-------------------------|-------------------------|-------------------------|
| Sr. No. | Particulars | Standalone As at | | Consolidated As at | |
| | | 31/03/2022 (Audited) | 31/03/2021 (Audited) | 31/03/2022 (Audited) | 31/03/2021 (Audited) |
| II | EQUITY AND LIABILITIES | | | | |
| | EQUITY | | | | |
| | (a) Equity Share Capital | 2,061.82 | 2,061.82 | 2,061.82 | 2,061.82 |
| | (b) Other Equity | 97,562.31 | 82,073.97 | 94,996.71 | 79,048.88 |
| | Total Equity | 99,624.13 | 84,135.79 | 97,058.53 | 81,110.70 |
| | LIABILITIES | | | | |
| | NON CURRENT LIABILITIES | | | | |
| | (a) Financial Liabilities | | | | |
| | i) Trade Payable | 333.31 | 135.03 | 333.31 | 135.03 |
| | ii) Other Financial Liabilities | 301.26 | 4.90 | 301.26 | 4.90 |
| | (b) Provisions | 754.16 | 1,065.26 | 754.16 | 1,065.26 |
| | (c) Deferred tax liabilities (Net) | 3,349.71 | 3,590.41 | 3,350.97 | 3,590.41 |
| | (d) Other Non-Current Liabilities | - | - | - | - |
| | Total Non Current Liabilities | 4,738.44 | 4,795.60 | 4,739.70 | 4,795.60 |
| | CURRENT LIABILITIES | | | | |
| | (a) Financial Liabilities | | | | |
| | i) Borrowings | 7,957.29 | 9,691.63 | 7,957.29 | 10,181.39 |
| | ii) Trade payables | 20,683.98 | 24,219.32 | 21,049.57 | 24,991.38 |
| | iii) Other financial liabilities | 1,985.56 | 2,369.81 | 2,071.39 | 2,486.90 |
| | (b) Other Current Liabilities | 7,546.45 | 6,581.38 | 8,017.75 | 7,733.57 |
| | (c) Provisions | 465.02 | 501.05 | 465.02 | 501.05 |
| | (d) Current tax liabilities (Net) | - | - | 148.63 | 87.19 |
| | Total Current Liabilities | 38,638.30 | 43,363.19 | 39,709.65 | 45,981.48 |
| | TOTAL EQUITY AND LIABILITIES | 1,43,000.87 | 1,32,294.58 | 1,41,507.88 | 1,31,887.78 |





GARWARE
TECHNICAL FIBRES

Garware Technical Fibres Limited

Regd. Office: Plot No. 11, Block D-1, M.I.D.C., Chinchwad, Pune - 411 019.

Website: www.garwarefibres.com, CIN No. L25209MH1976PLC018939

Tel.: (020) 2799 0000, E-mail: secretarial@garwarefibres.com

| 4. Cash Flow Statement | | (Rs. in Lakhs) | | | |
|------------------------|---|-------------------------|-------------------------|-------------------------|-------------------------|
| Sr. No. | Particulars | Standalone | | Consolidated | |
| | | for the year ended | | for the year ended | |
| | | 31/03/2022 (Audited) | 31/03/2021 (Audited) | 31/03/2022 (Audited) | 31/03/2021 (Audited) |
| I. | CASH FLOW FROM OPERATING ACTIVITIES | | | | |
| | Net Profit Before Tax | 21,000.74 | 20,267.44 | 21,641.31 | 20,806.84 |
| | Adjustments for reconcile Profit Before Tax To Net Cash Flows: | | | | |
| | Depreciation and Amortisation Expenses | 2,140.75 | 2,063.99 | 2,145.98 | 2,064.59 |
| | Unrealised Exchange Difference | 36.82 | 466.69 | 36.87 | 466.69 |
| | Finance Cost | 1,045.00 | 996.97 | 1,057.30 | 1,032.01 |
| | Interest and Dividend Income Received | (403.63) | (896.51) | (410.60) | (910.25) |
| | Fair Value Gain at Financial Instruments at FVTPL | (1,935.19) | (2,111.10) | (1,935.19) | (2,111.10) |
| | Gain on sale/redemption of Investments | (208.21) | (445.89) | (208.21) | (445.89) |
| | (Profit) / Loss on sale of Fixed Assets | 21.10 | (1.26) | 21.10 | (1.26) |
| | Bad Debts | 47.75 | 100.02 | 51.37 | 101.17 |
| | Provision for Doubtful Debts | 76.57 | 14.77 | 76.56 | 14.77 |
| | Operating Profit before Working Capital Changes | 21,821.70 | 20,455.11 | 22,476.49 | 21,017.57 |
| | Working Capital Adjustments | | | | |
| | (Increase) / Decrease in Trade & Other Receivable and Other Assets | (6,460.74) | (1,506.65) | (3,690.77) | (2,055.03) |
| | (Increase) / Decrease in Inventories | (1,616.76) | 984.16 | (3,351.61) | 123.90 |
| | Increase / (Decrease) in Trade and Other Payables | (2,889.20) | 5,050.61 | (3,921.80) | 8,311.72 |
| | Cash generated from Operations | 10,855.00 | 24,983.24 | 11,512.31 | 27,398.15 |
| | Direct Taxes paid | (4,868.87) | (4,447.30) | (5,127.74) | (4,590.80) |
| | Net cash provided by Operating Activities | 5,986.13 | 20,535.93 | 6,384.57 | 22,807.35 |





GARWARE
TECHNICAL FIBRES

Garware Technical Fibres Limited

Regd. Office: Plot No. 11, Block D-1, M.I.D.C., Chinchwad, Pune - 411 019.

Website: www.garwarefibres.com, CIN No. L25209MH1976PLC018939

Tel.: (020) 2799 0000, E-mail: secretarial@garwarefibres.com

| 4. Cash Flow Statement | | (Rs. in Lakhs) | | | |
|------------------------|---|-------------------------|-------------------------|-------------------------|-------------------------|
| Sr. No. | Particulars | Standalone | | Consolidated | |
| | | for the year ended | | for the year ended | |
| | | 31/03/2022 (Audited) | 31/03/2021 (Audited) | 31/03/2022 (Audited) | 31/03/2021 (Audited) |
| II. | CASH FLOW FROM INVESTING ACTIVITIES | | | | |
| | Purchase of Property, Plant & Equipment and Intangible Assets | (1,472.35) | (2,330.91) | (1,470.78) | (2,354.84) |
| | Sale of Property, Plan & Equipment | 17.73 | 27.85 | 17.77 | 27.85 |
| | (Increase)/ Decrease of Investments | (1.00) | (74.57) | (1.00) | 0.00 |
| | (Increase)/ Decrease of Other Investments | (344.18) | (13,131.84) | (313.79) | (13,176.73) |
| | Interest and Dividend Income Received | 2,547.03 | 3,453.51 | 2,554.00 | 3,467.24 |
| | | | | | |
| III. | Net cash provided by / (used in) Investing Activities | 747.23 | (12,055.96) | 786.20 | (12,036.48) |
| | CASH FLOW FROM FINANCING ACTIVITIES | | | | |
| | Proceeds from Short-term / Long-term Borrowings | (1,734.33) | (346.07) | (2,224.10) | (3,072.28) |
| | Buyback of Shares (incl. Buyback Tax and Transaction Charges) | - | (9,051.45) | - | (9,051.45) |
| | Reduction of Employee Welfare Trust Shares | - | (306.29) | - | (306.29) |
| | | | | | |
| | Finance Cost | (1,045.00) | (996.97) | (1,057.31) | (1,032.01) |
| | Dividend paid | (515.55) | - | (515.55) | - |
| | Net cash from Financing Activities | (3,294.88) | (10,700.78) | (3,796.96) | (13,462.03) |
| | Net Increase/ (Decrease) in Cash & Cash Equivalents (I+II+III) | 3,438.48 | (2,220.81) | 3,373.81 | (2,691.16) |
| | Cash & Cash Equivalents at the beginning of the year | 292.21 | 2,513.02 | 531.93 | 3,223.07 |
| | Cash & Cash Equivalents at year end | 3,730.69 | 292.21 | 3,905.74 | 531.93 |





GARWARE
TECHNICAL FIBRES

Garware Technical Fibres Limited

Regd. Office: Plot No. 11, Block D-1, M.I.D.C., Chinchwad, Pune - 411 019.

Website: www.garwarefibres.com, CIN No. L25209MH1976PLC018939


Tel.: (020) 2799 0000, E-mail: secretarial@garwarefibres.com


- 5 The Board of Directors has recommended a Dividend of Rs 7.00/- (70%) per share of Rs. 10/- each for approval by the Members of the Company at ensuing Annual General Meeting. In terms of the Ind AS - 10 'Events after reporting date' as notified by the Ministry of Corporate Affairs through amendments to Companies (Accounting Standards) Amendment Rules, 2016, dated 30th March 2016, the Company has not accounted for proposed dividend as liability as at 31st March, 2022.
- 6 COVID - 19 Pandemic and resulting Lockdown measures by the Government of India has impacted economic activities worldwide and as a result, impacted operations and financial results of the Company. The Company has considered all available information, while preparing its Financial Results for the year ended 31st March, 2022.
- 7 The figures for the quarter ended 31st March, 2022 and 31st March 2021, are the balancing figures between audited figures of the year ended 31st March, 2022 and 31st March 2021 and the published figures of the nine months ended 31st December, 2021 and 31st December, 2020 respectively, which were subjected to limited review.
- 8 The figures of previous periods have been regrouped / rearranged, wherever necessary to conform to current period's presentation.

For Garware Technical Fibres Limited

Place: Pune

Date: 5th May, 2022




V. R. Garware
Chairman & Managing Director
DIN. No. 00092201

MEHTA CHOKSHI & SHAH LLP

CHARTERED ACCOUNTANTS

Independent Auditor's Report on Quarterly Standalone Financial Results and Year to Date Results of the Company pursuant to the Regulation 33 of the SEBI (Listing Obligation and Disclosure Requirements) Regulations, 2015

To Board of Directors,
Garware Technical Fibres Limited
(Formerly: Garware-Wall Ropes Limited)

Opinion

We have audited the accompanying statement of quarterly and year to date standalone financial results of **Garware Technical Fibres Limited (Formerly : Garware-Wall Ropes Limited) ("the Company")** for the quarter and the year ended **March 31, 2022** ("the Statement") attached herewith, being submitted by the Company pursuant to the requirement of Regulation 33 of the SEBI (Listing Obligations and Disclosure Requirements) Regulations, 2015 ("the Regulation") as amended by Circular No: CIR/CFD/FAC/62/2016 dated July 5, 2016 ("the Circular").

In our opinion and to the best of our information and according to the explanations given to us:

- (i) The Statement together with the notes thereon are presented in the format prescribed under Regulation 33 of the SEBI (Listing Obligations and Disclosure Requirements) Regulations, 2015 in this regard; and
- (ii) The annual audited standalone financial results for the year ended March 31, 2022 as set out in the Statement gives a true and fair view of the total comprehensive income (comprising of profit and other comprehensive income) and other financial information of the Company for the year ended March 31, 2022 in accordance with the applicable accounting standards and other accounting principles generally accepted in India.

Basis for Opinion

We conducted our audit in accordance with the Standards on Auditing specified under section 143(10) of the Companies Act, 2013 ("the Act") and other authoritative pronouncements issued by the Institute of Chartered Accountants of India. Those standards require that we comply with ethical requirements and plan and perform the audit to obtain reasonable assurance about whether the Statement is free from material misstatement. An audit involves performing procedures to obtain audit evidence about the amounts and the disclosures in the Statement. The procedures selected depend on the auditors' judgement, including the assessment of the risks of material misstatement of the Statement, whether due to fraud or error. In making those risk assessments the auditor considers internal control relevant to the company's preparation and fair presentation of the Statement in order to design audit procedures that are appropriate in the circumstances, but not for the purpose of

Head Office :
Maker Bhavan 3, 214, 2nd Floor,
New Marine Lines, Mumbai-400 020.
Tel.: +91-22-2205 7309 | 2205 5432
2208 8743
Email : mcs@camcs.in

Suburb Office :
C-9/10, Bhoami Saraswathi,
Ganjawalla Lane, Off S.V.P. Road,
Borivali (West), Mumbai - 400 092.
Tel.: +91-22-2893 0502 | 2893 0503
2890 2326 | 2890 8977



Ahmedabad Office :
B-303, Titanium Heights,
Corporate Road, Prantol Nagar,
Ahmedabad-380015.
Tel.: +91-79-4003 4334

expressing an opinion on the effectiveness of the company's internal control. An audit also includes evaluating the appropriateness of the accounting policies used and the reasonableness of the significant accounting estimates made by the Management, as well as evaluating the overall presentation of the Statement. We believe that the audit evidence we have obtained is sufficient and appropriate to provide a basis for our audit opinion.

Management's Responsibility for the standalone financial results

The statement has been prepared on the basis of the of the standalone financial statements. The Board of Directors of the Company are responsible for the preparation and presentation of the Statement that gives a true and fair view of the net profit and other comprehensive income of the Company and other financial information in accordance with the applicable accounting standards prescribed under Section 133 of the Act results for the quarter and the year ended March 31, 2022 have been prepared read with relevant rules issued thereunder and other accounting principles generally accepted in India and in compliance with Regulation 33 of the Listing Regulations. This responsibility also includes maintenance of adequate accounting records in accordance with the provisions of the Act for safeguarding of the assets of the Company and for preventing and detecting frauds and other irregularities; selection and application of appropriate accounting policies; making judgments and estimates that are reasonable and prudent; and the design, implementation and maintenance of adequate internal financial controls, that were operating effectively for ensuring the accuracy and completeness of the accounting records, relevant to the preparation and presentation of the Statement that give a true and fair view and are free from material misstatement, whether due to fraud or error.

In preparing the Statement, the Board of Directors are responsible for assessing the Company's ability to continue as a going concern, disclosing, as applicable, matters relating to going concern and using the going concern basis of accounting unless the Board of Directors either intends to liquidate the Company or to cease operations, or has no realistic alternative but to do so.

The Board of Directors are also responsible for overseeing the Company's financial reporting process.

Auditor's Responsibilities for the standalone financial results

Our objectives are to obtain reasonable assurance about whether the Statement as a whole is free from material misstatement, whether due to fraud or error, and to issue an auditor's report that includes our opinion. Reasonable assurance is a high level of assurance but is not a guarantee that an audit conducted in accordance with SAs will always detect a material misstatement when it exists. Misstatements can arise from fraud or error and are considered material if, individually or in aggregate, they could reasonably be expected to influence the economic decisions of users taken on the basis of the Statement.



As part of an audit in accordance with SAs, we exercise professional judgment and maintain professional skepticism throughout the audit. We also:

- Identify and assess the risks of material misstatement of the Statement, whether due to fraud or error, design and perform audit procedures responsive to those risks, and obtain audit evidence that is sufficient and appropriate to provide a basis for our opinion. The risk of not detecting a material misstatement resulting from fraud is higher than for one resulting from error, as fraud may involve collusion, forgery, intentional omissions, misrepresentations, or the override of internal control.
- Obtain an understanding of internal control relevant to the audit in order to design audit procedures that are appropriate in the circumstances. Under Section 143(3)(i) of the Act, we are also responsible for expressing our opinion on whether the Company has adequate internal financial controls with reference to financial statements in place and the operating effectiveness of such controls.
- Evaluate the appropriateness of accounting policies used and the reasonableness of accounting estimates and related disclosures made by the Board of Directors.
- Conclude on the appropriateness of the Board of Directors' use of the going concern basis of accounting and, based on the audit evidence obtained, whether a material uncertainty exists related to events or conditions that may cast significant doubt on the Group's ability to continue as a going concern. If we conclude that a material uncertainty exists, we are required to draw attention in our auditor's report to the related disclosures in the financial results or, if such disclosures are inadequate, to modify our opinion. Our conclusions are based on the audit evidence obtained up to the date of our auditor's report. However, future events or conditions may cause the Group to cease to continue as a going concern.
- Evaluate the overall presentation, structure and content of the Statement, including the disclosures, and whether the Statement represent the underlying transactions and events in a manner that achieves fair presentation.

We communicate with those charged with governance regarding, among other matters, the planned scope and timing of the audit and significant audit findings, including any significant deficiencies in internal control that we identify during our audit.

We also provide those charged with governance with a statement that we have complied with relevant ethical requirements regarding independence, and to communicate with them all relationships and other matters that may reasonably be thought to bear on our independence and where applicable, related safeguards.



Other Matters

The Statement includes the results for the Quarter ended March 31, 2022 being the balancing figures between the audited figures in respect of the full financial year ended March 31, 2022 and the published unaudited year to date figures up to the third quarter of the current financial year as required under the Listing Regulations.

**For Mehta Chokshi & Shah LLP
Chartered Accountants
FRN: 106201W/W100598**



**Abhay R. Mehta
Partner**

M.No.: 046088

UDIN: 22046088AIKVUA4295

Place: Mumbai

Date: 5th May, 2022.

MEHTA CHOKSHI & SHAH LLP

CHARTERED ACCOUNTANTS

Independent Auditor's Report on Quarterly Consolidated Financial Results and Year to Date Results of the Company pursuant to the Regulation 33 of the SEBI (Listing Obligation and Disclosure Requirements) Regulations, 2015

To Board of Directors,

Garware Technical Fibres Limited

(Formerly: Garware-Wall Ropes Limited)

Opinion

We have audited the accompanying statement of quarterly and year to date consolidated financial results of **Garware Technical Fibres Limited (Formerly : Garware-Wall Ropes Limited)** ("the **Holding Company**") and its Subsidiaries (the Holding Company and its subsidiaries together referred to as "the Group") and its associate for the quarter and the year ended **March 31, 2022** ("the Statement") attached herewith, being submitted by the Holding Company pursuant to the requirement of Regulation 33 of the SEBI (Listing Obligations and Disclosure Requirements) Regulations, 2015 ("the Regulation") as amended by Circular No: CIR/CFD/FAC/62/2016 dated July 5, 2016 ("the Circular").

In our opinion and to the best of our information and according to the explanations given to us and based on the consideration of the reports of the other auditors on separate financial statements of the subsidiary and associate, the Statement:

- (i) includes the results of the subsidiaries and an associate as given in the Annexure to this report;
- (ii) together with the notes thereon is presented in the format prescribed under Regulation 33 of the SEBI (Listing Obligations and Disclosure Requirements) Regulations, 2015 in this regard; and
- (iii) gives a true and fair view of the total comprehensive income (comprising of profit and other comprehensive income) and other financial information of the Group and its associate for the year and quarter ended March 31, 2022 in accordance with the applicable accounting standards and other accounting principles generally accepted in India.

Basis for Opinion

We conducted our audit in accordance with the Standards on Auditing specified under section 143(10) of the Companies Act, 2013 ("the Act") and other authoritative pronouncements issued by the Institute of Chartered Accountants of India. Those standards require that we comply with ethical requirements and plan and perform the audit to obtain reasonable assurance about whether the Statement is free from material misstatement. An audit involves performing procedures to obtain audit evidence about the amounts and the disclosures in the Statement. The procedures selected depend on the auditors' judgment, including the assessment of the risks of material misstatement of the Statement, whether due to fraud or error. In making those risk assessments the auditor considers

Head Office :
Maker Bhavan 3, 214, 2nd Floor,
New Marine Lines, Mumbai-400 020.
Tel : +91-22-2205 7309 | 2205 5432
2208 8743
Email : mcs@comcs.in

Suburb Office :
C-9/10, Bhoamsi Saraswathi,
Ganjawalla Lane, Off. S.V.P. Road,
Borivali (West), Mumbai - 400 092.
Tel : +91-22-2893 0502 | 2893 0503
2890 2326 | 2890 8977



Ahmedabad Office :
B-303, Titanium Heights,
Corporate Road, Prahlad Nagar,
Ahmedabad-380015
Tel. : +91-79-4003 4334

internal control relevant to the Holding Company's preparation and fair presentation of the Statement in order to design audit procedures that are appropriate in the circumstances, but not for the purpose of expressing an opinion on the effectiveness of the Holding Company's internal control. An audit also includes evaluating the appropriateness of the accounting policies used and the reasonableness of the significant accounting estimates made by the Management, as well as evaluating the overall presentation of the Statement. We believe that the audit evidence we have obtained is sufficient and appropriate to provide a basis for our audit opinion.

Management's Responsibility for the consolidated financial results

The Statement has been prepared on the basis of the consolidated financial statements. The Board of Directors of the Holding Company are responsible for the preparation and presentation of the Statement that gives a true and fair view of the net profit and other comprehensive income of the Group and other financial information of the Group including its Associate in accordance with the applicable accounting standards prescribed under Section 133 of the Act read with relevant rules issued thereunder and other accounting principles generally accepted in India and in compliance with Regulation 33 of the Listing Regulations. The respective Board of Directors of the companies included in the Group and of its Associate are responsible for maintenance of adequate accounting records in accordance with the provisions of the Act for safeguarding of the assets of the Group and its associate and for preventing and detecting frauds and other irregularities; selection and application of appropriate accounting policies; making judgments and estimates that are reasonable and prudent; and the design, implementation and maintenance of adequate internal financial controls, that were operating effectively for ensuring the accuracy and completeness of the accounting records, relevant to the preparation and presentation of the Statement that give a true and fair view and are free from material misstatement, whether due to fraud or error, which have been used for the purpose of preparation of the Statement by the Directors of Holding Company, as aforesaid.

In preparing the Statement, the respective Board of Directors of the companies included in the Group and of its associate are responsible for assessing the ability of the Group and its associates to continue as a going concern, disclosing, as applicable, matters relating to going concern and using the going concern basis of accounting unless the respective Board of Directors either intends to liquidate the Company or to cease operations, or has no realistic alternative but to do so.

The respective Board of Directors of the Companies included in the Group and of its associates are also responsible for overseeing the financial reporting process of their respective companies.

Auditor's Responsibilities for the consolidated financial results

Our objectives are to obtain reasonable assurance about whether the Statement as a whole is free from material misstatement, whether due to fraud or error, and to issue an auditor's report that includes our opinion. Reasonable assurance is a high level of assurance but is not a guarantee that an audit conducted in accordance with SAs will always detect a material misstatement when it exists. Misstatements can arise from fraud or error and are considered material if, individually or in



aggregate, they could reasonably be expected to influence the economic decisions of users taken on the basis of the Statement.

As part of an audit in accordance with SAs, we exercise professional judgment and maintain professional skepticism throughout the audit. We also:

- Identify and assess the risks of material misstatement of the Statement, whether due to fraud or error, design and perform audit procedures responsive to those risks, and obtain audit evidence that is sufficient and appropriate to provide a basis for our opinion. The risk of not detecting a material misstatement resulting from fraud is higher than for one resulting from error, as fraud may involve collusion, forgery, intentional omissions, misrepresentations, or the override of internal control.
- Obtain an understanding of internal control relevant to the audit in order to design audit procedures that are appropriate in the circumstances. Under Section 143(3)(i) of the Act, we are also responsible for expressing our opinion on whether the Company has adequate internal financial controls with reference to financial statements in place and the operating effectiveness of such controls.
- Evaluate the appropriateness of accounting policies used and the reasonableness of accounting estimates and related disclosures made by the Board of Directors.
- Conclude on the appropriateness of the Board of Directors' use of the going concern basis of accounting and, based on the audit evidence obtained, whether a material uncertainty exists related to events or conditions that may cast significant doubt on the Group's ability to continue as a going concern. If we conclude that a material uncertainty exists, we are required to draw attention in our auditor's report to the related disclosures in the financial results or, if such disclosures are inadequate, to modify our opinion. Our conclusions are based on the audit evidence obtained up to the date of our auditor's report. However, future events or conditions may cause the Group to cease to continue as a going concern.
- Evaluate the overall presentation, structure and content of the Statement, including the disclosures, and whether the Statement represent the underlying transactions and events in a manner that achieves fair presentation.

We communicate with those charged with governance regarding, among other matters, the planned scope and timing of the audit and significant audit findings, including any significant deficiencies in internal control that we identify during our audit.

We also provide those charged with governance with a statement that we have complied with relevant ethical requirements regarding independence, and to communicate with them all relationships and other matters that may reasonably be thought to bear on our independence and where applicable, related safeguards.



Other Matters

The accompanying Statement includes the audited financial statements and other financial information, in respect of:

- One subsidiary, whose financial statements include total assets of Rs.164.60 lakh as at March 31, 2022, total income of Rs.6.97 lakh and profit after tax Rs.4.75 lakh for the year ended on that date. These financial statements and other financial information have been audited by other independent auditor and whose report has been furnished to us by the management.
- One associate, whose financial statements include the Group's share of net loss of Rs.0.10 lakh for the year ended March 31, 2022, as considered in the consolidated financial statements whose financial statements, other financial information have been audited by other independent auditor and whose report has been furnished to us by the management.

Our opinion, in so far as it relates to the affairs of such subsidiary and an associate is based solely on the reports of other auditors. Our opinion is not modified in respect of this matter.

The Statement includes the results for the Quarter ended March 31, 2022 being the balancing figures between the audited figures in respect of the full financial year ended March 31, 2022 and the published unaudited year to date figures up to the third quarter of the current financial year as required under the Listing Regulations.

For Mehta Chokshi & Shah LLP

Chartered Accountants

FRN: 106201/W/W100598



Abhay R. Mehta
Partner

M.No.: 046088

UDIN: 22046088AIKWRY1126

Place: Mumbai

Date: 5th May, 2022.

Annexure to Auditors' Report

List of Entities:

A. List of Subsidiaries;

1. Garware Environmental Services Private Limited
2. Garware Technical Fibres USA Inc
3. Garware Technical Fibres Chile SPA
4. Garware Technical Textile Private Limited

B. List of Associate;

1. Garware Meditech Private Limited





GARWARE
TECHNICAL FIBRES

GTFL:SEC:2022

May 05, 2022

BSE Limited

Corporate Relationship Department,
New Trading Ring,
Rotunda Building, P. J. Towers,
Dalal Street, Fort,
Mumbai 400001.

(Company code: 509557)

National Stock Exchange of India Ltd.

Exchange Plaza, Plot No. C/1, 'G' Block,
Bandra-Kurla Complex,
Bandra East,
Mumbai 400051.

(Symbol: GARWALLROP, Series: EQ)

Dear Sirs,

Sub: Declaration pursuant to SEBI Circular No. CIR/CFD/CMD/56/2016 dated May 27, 2016 and Regulation 33(3)(d) of SEBI (Listing Obligation and Disclosure Requirement) Regulations, 2015.

We hereby confirm and declare that the Statutory Auditors of the Company, M/s. Mehta Chokshi & Shah LLP, Chartered Accountants, Pune (Firm Registration No. 106201W), have issued the Audit Report on the Annual Standalone & Consolidated Financial Statements for the Financial Year ended March 31, 2022 with unmodified opinion.

This declaration is issued in compliance to SEBI Circular No. CIR/CFD/CMD/56/2016 dated May 27, 2016 and Regulation 33(3)(d) of SEBI (Listing Obligation and Disclosure Requirement) Regulations, 2015.

Please acknowledge the same.

Thanking you,

Yours faithfully,

For **GARWARE TECHNICAL FIBRES LIMITED**


Sunil Agarwal
Company Secretary
M. No. FCS 6407



Registered Office

Garware Technical Fibres Ltd. (Formerly Garware-Wall Ropes Ltd.): Plot No. 11, Block D-1, M.I.D.C., Chinchwad, Pune 411 019, India.

T +91 20 3078 0000/0306 E pune_admin@garwarefibres.com www.garwarefibres.com CIN: L25209MH1976PLC018939